



Circuit breaker size S00 for motor protection, CLASS 10 A-release 0.7...1 A N-release 13 A Screw terminal Standard switching capacity

product brand name	SIRIUS
product designation	Circuit breaker
design of the product	For motor protection
product type designation	3RV1
General technical data	
size of the circuit-breaker	S00
size of contactor can be combined company-specific	S00
product extension auxiliary switch	Yes
power loss [W] for rated value of the current	
• at AC in hot operating state	5.5 W
• at AC in hot operating state per pole	1.8 W
insulation voltage with degree of pollution 3 at AC rated value	690 V
surge voltage resistance rated value	6 kV
mechanical service life (operating cycles)	
• of the main contacts typical	100 000
• of auxiliary contacts typical	100 000
electrical endurance (operating cycles) typical	100 000
type of protection according to ATEX directive 2014/34/EU	Ex II (2) GD
certificate of suitability according to ATEX directive 2014/34/EU	DMT 02 ATEX F 001
reference code according to IEC 81346-2	Q
Substance Prohibitance (Date)	01/01/2013
Ambient conditions	
installation altitude at height above sea level maximum	2 000 m
ambient temperature	
• during operation	-20 ... +60 °C
• during storage	-50 ... +80 °C
• during transport	-50 ... +80 °C
relative humidity during operation	10 ... 95 %
Main circuit	
number of poles for main current circuit	3
adjustable current response value current of the current-dependent overload release	0.7 ... 1 A
operating voltage	
• rated value	20 ... 690 V
• at AC-3 rated value maximum	690 V
• at AC-3e rated value maximum	690 V
operating frequency rated value	50 ... 60 Hz
operational current rated value	1 A
operational current	
• at AC-3 at 400 V rated value	1 A

<ul style="list-style-type: none"> ● at AC-3e at 400 V rated value 	1 A
operating power	
<ul style="list-style-type: none"> ● at AC-3 <ul style="list-style-type: none"> — at 230 V rated value — at 400 V rated value — at 500 V rated value — at 690 V rated value ● at AC-3e <ul style="list-style-type: none"> — at 230 V rated value — at 400 V rated value — at 500 V rated value — at 690 V rated value 	0.1 kW 0.25 kW 0.4 kW 0.6 kW 0.1 kW 0.25 kW 0.4 kW 0.6 kW
operating frequency	
<ul style="list-style-type: none"> ● at AC-3 maximum ● at AC-3e maximum 	15 1/h 15 1/h

Auxiliary circuit

number of CO contacts for auxiliary contacts	0
--	---

Protective and monitoring functions

product function	
<ul style="list-style-type: none"> ● ground fault detection ● phase failure detection 	No Yes
trip class	CLASS 10
design of the overload release	thermal
maximum short-circuit current breaking capacity (I_{cu})	
<ul style="list-style-type: none"> ● at AC at 240 V rated value ● at AC at 400 V rated value ● at AC at 500 V rated value ● at AC at 690 V rated value 	100 kA 100 kA 100 kA 100 kA
operating short-circuit current breaking capacity (I_{cs}) at AC	
<ul style="list-style-type: none"> ● at 240 V rated value ● at 400 V rated value ● at 500 V rated value ● at 690 V rated value 	100 kA 100 kA 100 kA 100 kA
response value current of instantaneous short-circuit trip unit	13 A

UL/CSA ratings

full-load current (FLA) for 3-phase AC motor	
<ul style="list-style-type: none"> ● at 480 V rated value ● at 600 V rated value 	1 A 1 A
yielded mechanical performance [hp]	
<ul style="list-style-type: none"> ● for 3-phase AC motor <ul style="list-style-type: none"> — at 575/600 V rated value 	0.5 hp

Short-circuit protection

product function short circuit protection	Yes
design of the short-circuit trip	magnetic
design of the fuse link for IT network for short-circuit protection of the main circuit	
<ul style="list-style-type: none"> ● at 240 V ● at 400 V ● at 500 V ● at 690 V 	none required gL/gG 10 A gL/gG 10 A gL/gG 10 A

Installation/ mounting/ dimensions

mounting position	any
fastening method	screw and snap-on mounting onto 35 mm DIN rail according to DIN EN 60715
height	90 mm
width	45 mm
depth	75 mm
required spacing	
<ul style="list-style-type: none"> ● for grounded parts at 400 V <ul style="list-style-type: none"> — downwards — upwards — at the side 	20 mm 20 mm 9 mm

<ul style="list-style-type: none"> • for live parts at 400 V <ul style="list-style-type: none"> — downwards — upwards — at the side • for grounded parts at 500 V <ul style="list-style-type: none"> — downwards — upwards — at the side • for live parts at 500 V <ul style="list-style-type: none"> — downwards — upwards — at the side • for grounded parts at 690 V <ul style="list-style-type: none"> — downwards — upwards — backwards — at the side — forwards • for live parts at 690 V <ul style="list-style-type: none"> — downwards — upwards — backwards — at the side — forwards 	20 mm 20 mm 9 mm 20 mm 20 mm 9 mm 20 mm 20 mm 9 mm 20 mm 20 mm 0 mm 9 mm 0 mm 20 mm 20 mm 0 mm 9 mm 0 mm
--	--

Connections/ Terminals

type of electrical connection	
<ul style="list-style-type: none"> • for main current circuit 	screw-type terminals
arrangement of electrical connectors for main current circuit	Top and bottom
type of connectable conductor cross-sections	
<ul style="list-style-type: none"> • for main contacts <ul style="list-style-type: none"> — solid or stranded — finely stranded with core end processing 	2x (0,5 ... 1,5 mm ²), 2x (0,75 ... 2,5 mm ²), 2x (1 ... 4 mm ²) 2x (0,5 ... 1,5 mm ²), 2x (0,75 ... 2,5 mm ²)
type of connectable conductor cross-sections	
<ul style="list-style-type: none"> • for auxiliary contacts <ul style="list-style-type: none"> — solid or stranded 	2x (0,5 ... 1,5 mm ²), 2x (0,75 ... 2,5 mm ²)
tightening torque	
<ul style="list-style-type: none"> • for main contacts with screw-type terminals • for auxiliary contacts with screw-type terminals 	0,8 ... 1,2 N·m 0,8 ... 1,2 N·m
size of the screwdriver tip	Pozidriv size 2
design of the thread of the connection screw	
<ul style="list-style-type: none"> • for main contacts 	M3

Safety related data

B10 value	
<ul style="list-style-type: none"> • with high demand rate according to SN 31920 	5 000
proportion of dangerous failures	
<ul style="list-style-type: none"> • with low demand rate according to SN 31920 • with high demand rate according to SN 31920 	50 % 50 %
failure rate [FIT]	
<ul style="list-style-type: none"> • with low demand rate according to SN 31920 	50 FIT
protection class IP on the front according to IEC 60529	IP20
touch protection on the front according to IEC 60529	finger-safe, for vertical contact from the front
display version for switching status	Rocker switch

Certificates/ approvals











General Product Approval

For use in hazardous locations



[Confirmation](#)



Declaration of Conformity		Test Certificates		Marine / Shipping	
	 EG-Konf.	Type Test Certificates/Test Report	Special Test Certificate	 ABS	 BUREAU VERITAS
Marine / Shipping					other
 LRS	 PRS	 RINA	 RMRS	 DNV-GL DNVGLCERTING	Confirmation
other		Railway			
Miscellaneous		 VDE	Special Test Certificate		

Further information

Siemens has decided to exit the Russian market (see here).

<https://press.siemens.com/global/en/pressrelease/siemens-wind-down-russian-business>

Siemens is working on the renewal of the current EAC certificates.

Please contact your local Siemens office on the status of validity of the EAC certification if you intend to import or offer to supply these products to an EAC relevant market (other than the sanctioned EAEU member states Russia or Belarus).

Information on the packaging

<https://support.industry.siemens.com/cs/ww/en/view/109813875>

Information- and Downloadcenter (Catalogs, Brochures,...)

<https://www.siemens.com/ic10>

Industry Mall (Online ordering system)

<https://mall.industry.siemens.com/mall/en/en/Catalog/product?mlfb=3RV1011-0JA10>

Cax online generator

<http://support.automation.siemens.com/WW/CAXorder/default.aspx?lang=en&mlfb=3RV1011-0JA10>

Service&Support (Manuals, Certificates, Characteristics, FAQs,...)

<https://support.industry.siemens.com/cs/ww/en/ps/3RV1011-0JA10>

Image database (product images, 2D dimension drawings, 3D models, device circuit diagrams, EPLAN macros, ...)

http://www.automation.siemens.com/bilddb/cax_de.aspx?mlfb=3RV1011-0JA10&lang=en

Characteristic: Tripping characteristics, I²t, Let-through current

<https://support.industry.siemens.com/cs/ww/en/ps/3RV1011-0JA10/char>

Further characteristics (e.g. electrical endurance, switching frequency)

<http://www.automation.siemens.com/bilddb/index.aspx?view=Search&mlfb=3RV1011-0JA10&objecttype=14&gridview=view1>

